



Metal 3 order
MADE IN ITALY



BOOK

THE STYLE IS
CHANGING



Metal³order

Made in Italy

Made in Modena

Design

Qualità

Surfaces

Alluminio

Fatto a mano

Creatività

Italia

Artigianale

Handmade

Creativity

Colors

Aluminium

Details

Meccanica

Passion

3 D

Home

High Quality

Produzione Artigianale

Metal Border

Mosaic

INDICE.index



EXTRA CUBIC4
 EXTRA CUBIC.sanded.....6
 EXTRA CUBIC.brushed.....8




EXTRA HEXAGON.....10
 EXTRA HEXAGON.mix.....14
 EXTRA HEXAGON.brushed.....16
 EXTRA HEXAGON.sanded18




EXTRA DIAMOND20
 EXTRA DIAMOND.mix24
 EXTRA DIAMOND.sanded.....26
 EXTRA DIAMOND.brushed.....28




TAVELLE 3mm.....30




THINTECH 3mm.collection34



MODERN.surface36
 SLIM TECH.3mm38



TILE TECH.8mm.....40



EPOQUE.surfaces43



MARBLE & METAL45
 MARBLE & GLAMOUR46
 MARBLE & METAL LINERS47
 WOOD & METAL LINERS47
 WOOD & METAL.....48




METALBRIGHT.collection50



HI-TECH.mosaic57
3D.collection.....66
MINI STICK.....68



GLAMOUR.collection.....71
GLAMOUR.mosaic72
GLAMOUR.stick.....74
GLAMOUR.nature.....75




METAL.liners

METALBRIGHT.liners76
STREET.collection.....77
HI-TECH.collection78
HI-TECH.colors lucidi/glossy80
HI-TECH.colors satinati/mat80




PROFILI per ANGOLI/QUARTER ROUND

PROFILI OTTONE e ACCIAIO INOX....81
PROFILI per ANGOLI 1x182
QUARTER ROUND83
QUARTER ROUND SLIM 3mm84
PROFILI per ANGOLI SLIM 5mm.....84
BATTISCOPA.....85



METAL JEWEL.collection.....86




INFORMAZIONI TECHICHE/TECHNICAL INFORMATION

Sistemi di posa / Installation systems87
Materiali per posa e stuccatura / Materials for installation and grouting87
Caratteristiche Tecniche / Technical specifications88
Condizioni generali di fornitura / General supply conditions88

EXTRA CUBIC





MOSAIC SLIM 3 mm

SURFACES

MIX MARBLE & WOOD

MOSAIC 8 mm

GLITTER


LINERS

SPECIAL PIECES

EXTRA CUBIC.sanded



35,6x30,8 cm 3 mm
14"x12,2"




RB50L.3D01 SANDED

110




RB50L.3D02 SILVER SANDED

133




RB50L.3D03 BRONZE SANDED

146



RB50L.3D07 TITANIUM SANDED

166




RB50L.3D06 FUMÈ SANDED

146




RB50L.3D08 MOKA SANDED

166



RB50L.3D09 COPPER SANDED

174



RB50L3DOTT BRASS - OTTONE SANDED


190



EXTRA CUBIC.brushed




35,6x30,8 cm 3 mm
14"x12.2"



RB50G.3D01 BRUSHED

110



RB50G.3D02 SILVER BRUSHED

133



RB50G.3D03 BRONZE BRUSHED

146



RB50G.3D07 TITANIUM BRUSHED

166



RB50G.3D06 FUMÈ BRUSHED

146




RB50G.3D08 MOKA BRUSHED

166



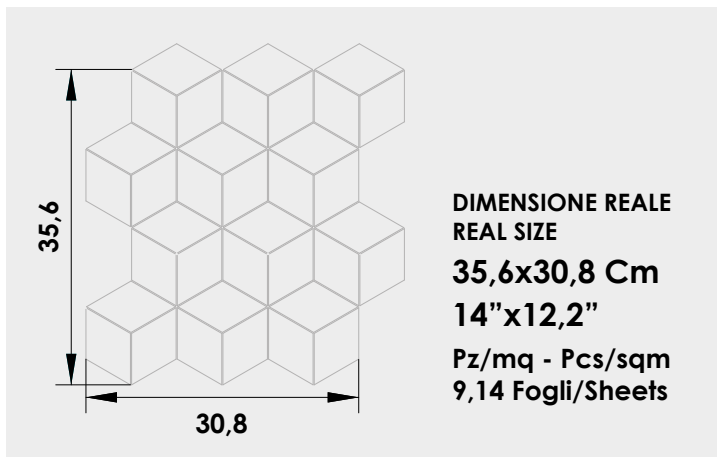
RB50G.3D09 COPPER BRUSHED

174




RB50G3DOTT BRASS - OTTONE BRUSHED

190

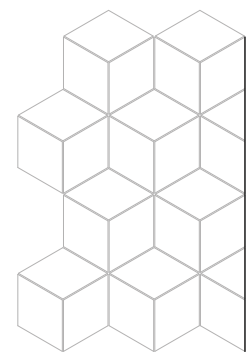


CHIUSURA LATERALE / LATERAL CLOSURE



3D - SX

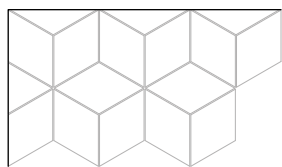
= MOSAIC



3D - DX

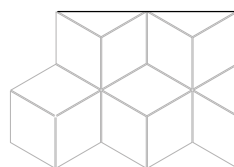
= MOSAIC

CHIUSURA ANGOLARE / ANGULAR CLOSURE



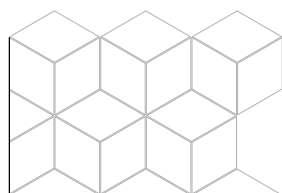
3D - TOP SX

= MOSAIC



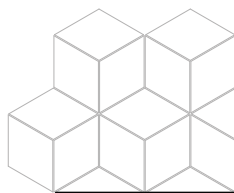
3D - TOP DX

= MOSAIC



3D - BOTTON SX

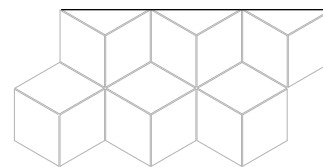
= MOSAIC



3D - BOTTON DX

= MOSAIC

CHIUSURA ORIZZONTALE / HORIZONTAL CLOSURE



3D - TOP

= MOSAIC



3D - BOTTON

= MOSAIC

IMBALLI . PACKAGING

	pcs / box	10
	m ² / box	1,10
	kg / box	9,30
	lbs / box	20,50
	sheets / mq	9,14

ANGOLI E PROFILI DI CHIUSURA VEDI PAG. 84
ANGLES AND CLOSURE PROFILES SEE PAGE 84

EXTRA HEXAGON





MOSAIC SLIM 3 mm

SURFACES

MIX MARBLE & WOOD

MOSAIC 8 mm

GLITTER

LINERS

SPECIAL PIECES

EXTRA HEXAGON





MOSAIC SLIM 3 mm

SURFACES

MIX MARBLE & WOOD

MOSAIC 8 mm

GLITTER

LINERS

SPECIAL PIECES

EXTRA HEXAGON.mix




27,6x30,8 cm 3 mm
10.9"x12.2"



ESA50G.MIX100 SWEET BRUSHED

144



ESA50G.MIX110 COLD BRUSHED

145



ESA50G.MIX160 PINK COFFEE BRUSHED

156



ESA50G.MIX130 SKY BRUSHED

134



ESA50G.MIX140 SAND BRUSHED

151



ESA50G.MIX150 PINK BRUSHED

155



ESA50L.MIX100 SWEET SANDED

144



ESA50L.MIX110 COLD SANDED

145



ESA50L.MIX160 PINK COFFEE SANDED

156



ESA50L.MIX130 SKY SANDED

134



ESA50L.MIX140 SAND SANDED

151




ESA50L.MIX150 PINK SANDED

155

EXTRA HEXAGON.brushed




27,6x30,8 cm 3 mm
10.9"x12.2"




ESA50G.01 BRUSHED

97




ESA50G3D.01 3D BRUSHED

126



ESA50G.02 SILVER BRUSHED

126



ESA50G.03 BRONZE BRUSHED

138



ESA50G.07 TITANIUM BRUSHED

160



ESA50G.06 FUMÈ BRUSHED

138



ESA50G.08 MOKA BRUSHED

160




ESA50G.09 COPPER BRUSHED

169




ESA50GOTT BRASS - OTTONE BRUSHED

189



ESA50G.GL GLITTER BRUSHED

129



MOSAIC SLIM 3 mm

SURFACES

MIX MARBLE & WOOD



MOSAIC 8 mm

GLITTER

LINERS

SPECIAL PIECES

EXTRA HEXAGON.sanded

 
27,6x30,8 cm 3 mm
10.9"x12.2"



ESA50L.01 SANDED

97



ESA50L.02 SILVER SANDED

126



ESA50L.03 BRONZE SANDED

138



ESA50L.07 TITANIUM SANDED

160



ESA50G.09 COPPER SANDED

169



ESA50G.08 MOKA SANDED

160



ESA50L.06 FUMÈ SANDED RANDOM

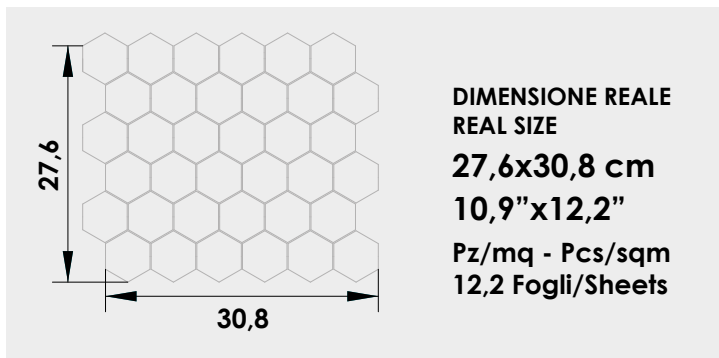
138



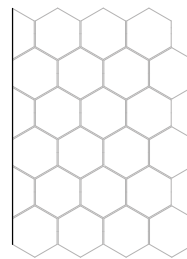
ESA50L.06 FUMÈ SANDED LINEAR

138

A RICHIESTA: È DISPONIBILE POSA RANDOM O LINEARE SU TUTTI I COLORI. **ON DEMAND:** RANDOM OR LINEAR LAYING IS AVAILABLE IN ALL COLORS



CHIUSURA LATERALE / LATERAL CLOSURE



ESA - SX

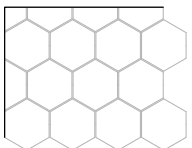
= MOSAIC



ESA - DX

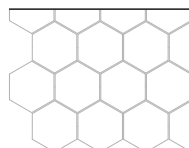
= MOSAIC

CHIUSURA ANGOLARE / ANGULAR CLOSURE



ESA - TOP SX

= MOSAIC



ESA - TOP DX

= MOSAIC



ESA - BOTTON SX

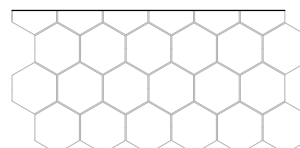
= MOSAIC



ESA - BOTTON DX

= MOSAIC

CHIUSURA ORIZZONTALE / HORIZONTAL CLOSURE



ESA - TOP

= MOSAIC



ESA - BOTTON

= MOSAIC

IMBALLI . PACKAGING

	pcs / box	10
	m ² / box	0,82
	kg / box	7,00
	lbs / box	15,50
	sheets / mq	12,20

ANGOLI E PROFILI DI CHIUSURA VEDI PAG. 84
ANGLES AND CLOSURE PROFILES SEE PAGE 84

EXTRA DIAMOND





MOSAIC SLIM 3 mm

SURFACES

MIX MARBLE & WOOD

MOSAIC 8 mm

GLITTER

LINERS

SPECIAL PIECES

EXTRA DIAMOND





MOSAIC SLIM 3 mm

SURFACES

MIX MARBLE & WOOD

MOSAIC 8 mm

GLITTER

LINERS

SPECIAL PIECES

EXTRA DIAMOND.mix



30,8x29,6 cm 3 mm
12,2"x11,7"



RB50G.MIX100 SWEET BRUSHED

137



RB50G.MIX110 COLD BRUSHED

137



RB50G.MIX160 PINK COFFEE BRUSHED

146



RB50G.MIX130 SKY BRUSHED

130



RB50G.MIX140 SAND BRUSHED

141



RB50G.MIX150 PINK BRUSHED

146



RB50L.MIX100 SWEET SANDED

137



RB50L.MIX110 COLD SANDED

137



RB50L.MIX160 PINK COFFEE SANDED

146



RB50L.MIX130 SKY SANDED

130



RB50L.MIX140 SAND SANDED

141




RB50L.MIX150 PINK SANDED

146

EXTRA DIAMOND.sanded



30,8x29,6 cm 3 mm
12,2"x11,7"



RB50L.01 SANDED

90



RB50L.02 SILVER SANDED

119



RB50L.03 BRONZE SANDED

130



RB50L.07 TITANIUM SANDED

149




RB50L.06 FUMÈ SANDED

130



RB50L.08 MOKA SANDED

149



RB50L.09 COPPER SANDED

161



RB50LOTT BRASS - OTTONE SANDED

187



MOSAIC SLIM 3 mm

SURFACES

MIX MARBLE & WOOD

MOSAIC 8 mm

GLITTER

LINERS

SPECIAL PIECES

EXTRA DIAMOND.brushed




30,8x29,6 cm 3 mm
12,2"x11,7"



RB50G.01 BRUSHED

90



RB50G.02 SILVER BRUSHED

119



RB50G.03 BRONZE BRUSHED

130



RB50G.07 TITANIUM BRUSHED

149



RB50G.06 FUMÈ BRUSHED

130



RB50G.08 MOKA BRUSHED

149



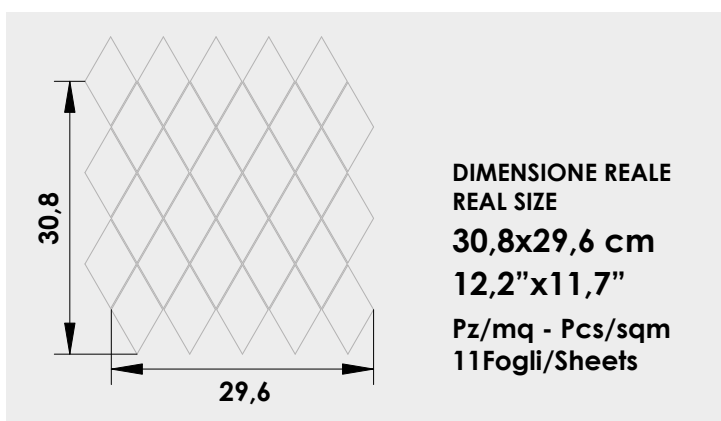
RB50G.09 BRUSH COPPER

161




RB50GOTT BRUSH BRASS - OTTONE

187



CHIUSURA LATERALE / LATERAL CLOSURE

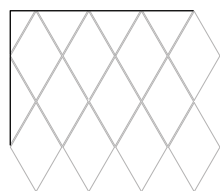


RB - SX = MOSAIC

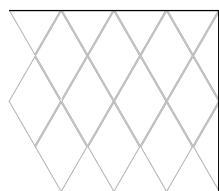


RB - DX = MOSAIC


CHIUSURA ANGOLARE / ANGULAR CLOSURE



RB - TOP SX = MOSAIC



RB - TOP DX = MOSAIC

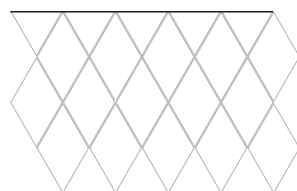


RB - BOTTON SX = MOSAIC




RB - BOTTON DX = MOSAIC

CHIUSURA ORIZZONTALE / HORIZONTAL CLOSURE



RB - TOP = MOSAIC



RB - BOTTON = MOSAIC

IMBALLI . PACKAGING

	pcs / box	10
	m² / box	0,91
	kg / box	7,80
	lbs / box	17,20
	sheets / mq	11,00

**ANGOLI E PROFILI DI CHIUSURA VEDI PAG. 84
ANGLES AND CLOSURE PROFILES SEE PAGE 84**

TAVELLE 3mm





MOSAIC SLIM 3 mm

SURFACES

MIX MARBLE & WOOD

MOSAIC 8 mm

GLITTER


LINERS

SPECIAL PIECES

TAVELLE 3mm



3 mm



MBT15



MBT30

TAVELLA 6x60 cm / 2,4"x24" - Sp. 3mm



MBT60G.01 BRUSH



MBT60L.01 SANDED



MBT60G.02 SILVER BRUSH



MBT60L.02 SILVER SANDED



MBT60G.07 TITANIUM BRUSH



MBT60L.07 TITANIUM SANDED



MBT60G.03 BRONZE BRUSH



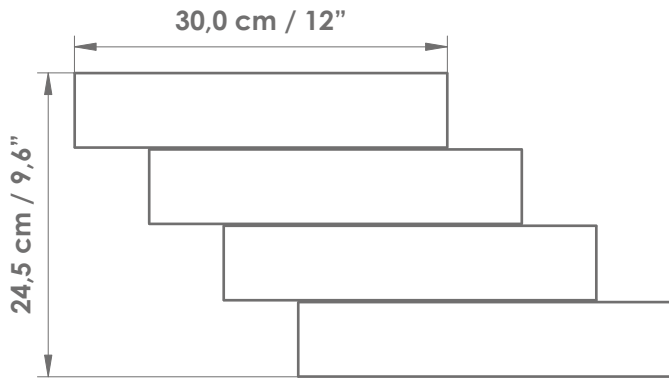
MBT60L.03 BRONZE SANDED



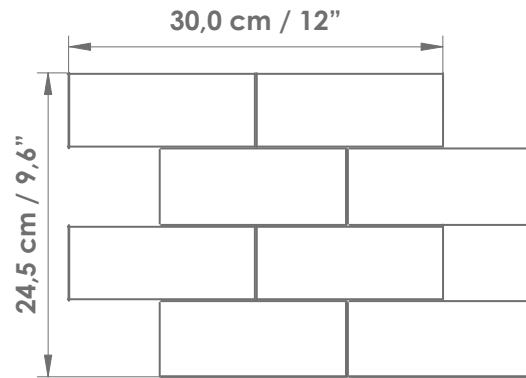
MBT60G.09 COPPER BRUSH



MBT60L.09 COPPER SANDED



MBT30



MBT15

CODE COLORS	MBT15	MBT30	6x60 / 2,4"x24"
01 BRUSH/SANDED	58	52	19
02 SILVER	78	71	29
07 TITANIUM	115	108	51
03 BRONZE	90	83	37
09 COPPER	119	114	57
pcs / box	10	10	10
pcs / mq	13,90	13,90	28,00
mq / box	0,72	0,72	0,36
kg / box	6,50	6,50	3,30
lbs / box	14,33	14,33	7,30

THINTECH 3mm.collection



30x30 cm
12"x12"




3 mm




MBM551G BRUSHED

110




MBM551GL MIX BRUSHED/GLOSSY

118




MBM554G BRUSHED

78




MBM554LEV SANDED

82




MBM557G BRUSHED

92




MBM558G BRUSHED

109



MBM552G BRUSHED

88



MBM555G BRUSHED

105



MBM552LEV SANDED

92

MOSAIC SLIM 3 mm

SURFACES

MIX MARBLE & WOOD


MOSAIC 8 mm

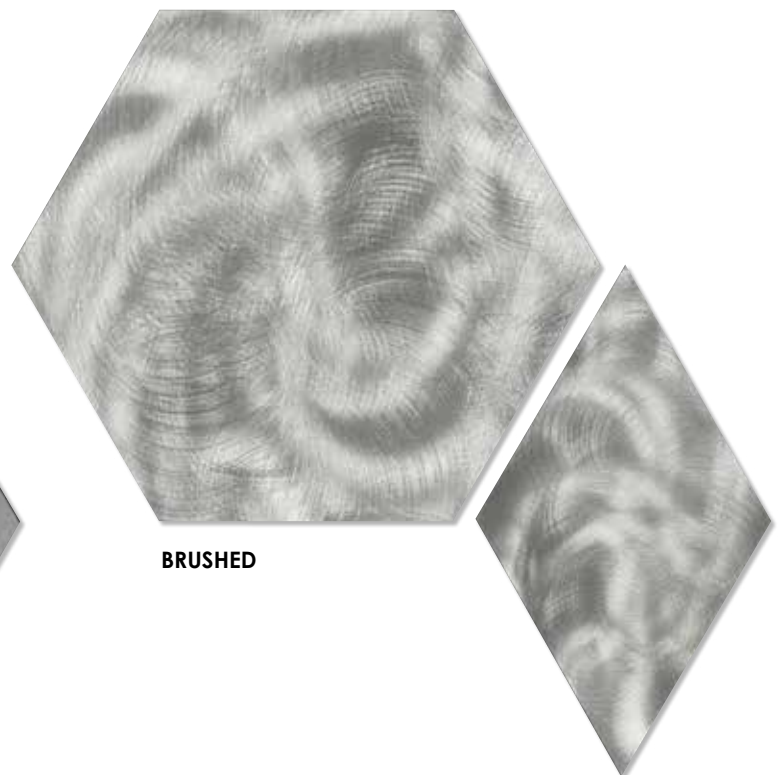

GLITTER

LINERS

SPECIAL PIECES

IMBALLI . PACKAGING

	pcs / box	11
	m² / box	1,00
	kg / box	8,00
	lbs / box	17,30
	sheets / mq	11,30





MOSAIC SLIM 3 mm

SURFACES

MIX MARBLE & WOOD

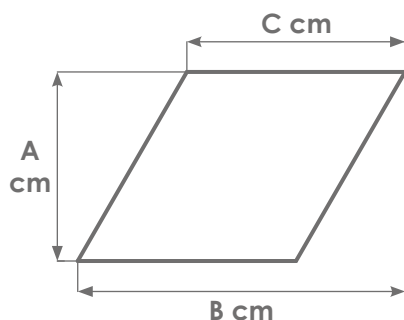
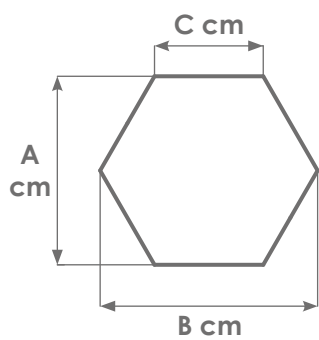
MOSAIC 8 mm

GLITTER

LINERS

SPECIAL PIECES

FORMATI . SIZES



CODE	A	B	C	
ESA-12	12 cm / 4,7"	13,85	6,85	14
ESA-18	18 cm / 7,1"	20,80	10,40	32
ESA-23	23 cm / 9,0"	27,70	13,85	49

IMBALLI . PACKAGING

pcs / box	kg / box	mq / box
10	1,2	2,6
10	2,5	5,5
10	4,5	10,0

IMBALLI . PACKAGING


CODE	A	B	C	
RB-12	12 cm / 4,7"	20,80	13,85	21
RB-15	15 cm / 5,9"	26,00	17,30	30
RB-18	18 cm / 7,1"	31,20	20,80	55

pcs / box	kg / box	mq / box
10	1,5	3,3
10	2,4	5,3
10	3,3	7,2

SLIM TECH.3mm



3 mm



SANDED



BRUSHED



Slim tech 3mm in Kojima office – Japan (Project by F. Ristori/Architect)

MOSAIC SLIM 3 mm

SURFACES

MIX MARBLE & WOOD


MOSAIC 8 mm

GLITTER

LINERS


SPECIAL PIECES

FORMATI . SIZES



60x120 cm - 24"x48"

192



60x60 cm - 24"x24"

167



30x120 cm - 12"x48"

169



30x60 cm - 12"x24"

117



15x60 cm - 6"x24"

66

IMBALLI . PACKAGING

DIMENSION	pcs / box	pcs / mt	kg / box	lbs / box
15x60 cm / 6"x24"	12	11,10	10,00	22,00
30x60 cm / 12"x24"	8	5,50	12,80	28,30
30x30 cm / 12"x12"	12	11,10	10,00	22,00
60x60 cm / 24"x24"	4	2,78	12,80	28,30
30x120 cm / 12"x48"	4	2,78	12,80	28,30
60x120 cm / 24"x48"	2	1,39	12,80	28,30

TILE TECH.8mm





SANDED

MBM0560LEV 5x60 cm / 2"x24"

24

MBM05100LEV 5x100 cm / 2"x40"

39

MBM05200LEV 5x200 cm / 2"x80"

82



SANDED

MBM1060LEV 10x60 cm / 4"x24"

46

MBM10100LEV 10x100 cm / 4"x40"

84

MBM10200LEV 10x200 cm / 4"x80"

143



SANDED

MBM1560LEV 15x60 cm / 6"x24"

67

MBM15100LEV 15x100 cm / 6"x40"

118

MBM15200LEV 15x200 cm / 6"x80"

170



BRUSHED

MBM560G 5x60 cm / 2"x24"

22

MBM5100G 5x100 cm / 2"x40"

37

MBM5100G 5x200 cm / 2"x80"

79



BRUSHED

MBM1060G 10x60 cm / 4"x24"

45

MBM10100G 10x100 cm / 4"x40"

82

MBM10200G 10x200 cm / 4"x80"

141



BRUSHED

MBM1560G 15x60 cm / 6"x24"

64

MBM15100G 15x100 cm / 6"x40"


115

MBM15200G 15x200 cm / 6"x80"

168

IMBALLI . PACKAGING

DIMENSION	pcs / box	kg / box	lbs / box
5x60 cm / 2"x24"	15	5,50	12,20
5x100 cm / 2"x40"	15	9,20	20,20
5x200 cm / 2"x80"	15	18,40	40,40
10x60 cm / 4"x24"	5	4,50	10,00
10x100 cm / 4"x40"	5	7,50	16,50
10x200 cm / 4"x80"	5	15,00	33,00
15x60 cm / 6"x24"	5	6,100	13,40
15x100 cm / 6"x40"	5	10,00	22,00
15x200 cm / 6"x80"	5	20,00	44,00





MBE COPPER EPOQUE



MBE IRON EPOQUE



MBE BRONZE EPOQUE

FORMATI . SIZES

MBE0360 3x60 cm - 1,2"x24" **29**

MBE03100 3x100 cm - 1,2"x40" **50**

MBE0560 5x60 cm - 2"x24" **52**

MBE05100 5x100 cm - 2"x40" **84**

MBE1060 10x60 cm - 4"x24" **103**

MBE10100 10x100 cm - 4"x40" **138**

MBE1560 15x60 cm - 6"x24" **133**

MBE15100 15x100 cm - 6"x40" **169**

IMBALLI . PACKAGING

DIMENSION	pcs / box	kg / box	lbs / box
3x60 cm / 1,2"x24"	15	2,50	5,50
3x100 cm / 1,2"x40"	15	4,00	8,80
5x60 cm / 2"x24"	15	5,50	12,20
5x100 cm / 2"x40"	15	9,20	20,20
10x60 cm / 4"x24"	5	4,50	10,00
10x100 cm / 4"x40"	5	7,50	16,50
15x60 cm / 6"x24"	5	6,10	13,40
15x100 cm / 6"x40"	5	10,00	22,00




MARBLE & METAL



30x30 cm
12"x12"




10 mm




MRM304A BIANCO STATUARIO LUCIDO

66




MRM304A BIANCO STATUARIO MAT

66



MRM304A NERO CRETA LUCIDO

66



MRM304A NERO CRETA MAT

66



MRM304A TRAVERTINO LUCIDO

66



MRM304A TRAVERTINO MAT

66

MOSAIC SLIM 3 mm

SURFACES

MIX MARBLE & WOOD

MOSAIC 8 mm

GLITTER


LINERS

SPECIAL PIECES

MARBLE & GLAMOUR



 30x30 cm 12"x12"
 10 mm




MRM304GL01 BIANCO STATUARIO LUCIDO 81



MRM304GL26 BIANCO STATUARIO LUCIDO 81



MRM304GL01 NERO CRETA LUCIDO 81




MRM304GL26 NERO CRETA LUCIDO 81



MRM304GL10 TRAVERTINO LUCIDO 81

Materiale:
 Gres Porcellanato - Alluminio o Glitter
 Porcelain Stoneware - Aluminium or Glitter

IMBALLI . PACKAGING

	pcs / box	5
	m² / box	0,45
	kg / box	10,00
	lbs / box	22,00
	sheets / mq	11,00

MARBLE & METAL LINERS 2x60 - 3/4x24"



MRM2.BIA.L MARMO BIANCO LUCIDO

31

MRM2.BIA.M MARMO BIANCO MAT

31

MRM2.NERO.L MARMO NERO LUCIDO

31

MRM2.NERO.M MARMO NERO MAT

31

MRM2.TRAV.L MARMO TRAVERTINO LUCIDO

31

MRM2.TRAV.M MARMO TRAVERTINO MAT

31

WOOD & METAL LINERS 2x60 - 3/4x24"

ML2.60 TIMBER ROVERE

22

ML2.60 TIMBER CEDRO

22

ML2.60 TIMBER NOCE

22

ML2.60 LEGNO PIETRA ANTRACITE

22

ML2.60 LEGNO PIETRA GRIGIO

22

ML2.60 MASO PIETRA ANTRACITE

22

ML2.60 MASO PIETRA TUNDRA

22

IMBALLI . PACKAGING

	pcs / box	6
	kg / box	1,70
	lbs / box	3,70

WOOD & METAL



30x30 cm
12"x12"



8 mm



MBM388 CEMENTO METAL

53



MBM383 CEMENTO METAL

53



MBM388 LEGNO METAL

53



MBM383 LEGNO METAL

53



MBM388 PIETRA METAL

53



MBM383 PIETRA METAL

53



MOSAIC SLIM 3 mm

SURFACES

MIX MARBLE & WOOD


MOSAIC 8 mm

GLITTER

LINERS

SPECIAL PIECES

IMBALLI . PACKAGING

	pcs / box	10
	m² / box	0,90
	kg / box	12,00
	lbs / box	26,50
	sheets / mq	11,00



30x30 cm
12"x12"




8 mm




MBM381GIC ICE BRUSHED

150



MBM381GSA SAND BRUSHED

150



MBM381GSK SKY BRUSHED

150




MBM381GWI WIND BRUSHED

150




MBM381GP PINK BRUSHED

157



MBM381GPC PINK COFFEE BRUSHED

157

	pcs / box	5	kg / box	4,50	sheets / mq	11,00
	mt / box	0,45	lbs / box	10,00		



MBM385GIC ICE BRUSHED 146




MBM385GSA SAND BRUSHED 146




MBM385GSK SKY BRUSHED 146



MBM385GWI WIND BRUSHED 146



MBM385GP PINK BRUSHED 153



MBM385GPC PINK COFFEE BRUSHED 153



MBM380GIC ICE BRUSHED

146



MBM380GSA SAND BRUSHED

146




MBM380GSK SKY BRUSHED

146




MBM380GWI WIND BRUSHED

146




MBM380GP PINK BRUSHED

155



MBM380GPC PINK COFFEE BRUSHED

155

	pcs / box	5	kg / box	4,50	sheets / mq	11,00
	mt / box	0,45	lbs / box	10,00		



MBM387GIC ICE BRUSHED

144



MBM387GSA SAND BRUSHED

144



MBM387GSK SKY BRUSHED

144



MBM387GWI WIND BRUSHED

144



MBM387GP PINK BRUSHED

151



MBM387GPC PINK COFFEE BRUSHED

151

MOSAIC SLIM 3 mm

SURFACES

MIX MARBLE & WOOD

MOSAIC 8 mm

GLITTER

LINERS

SPECIAL PIECES



MBM383GIC ICE BRUSHED

141




MBM383GSA SAND BRUSHED

141



MBM383GSK SKY BRUSHED

141



MBM383GWI WIND BRUSHED

141




MBM383GP PINK BRUSHED

150



MBM383GPC PINK COFFEE BRUSHED

150

	pcs / box	5	kg / box	4,50	sheets / mq	11,00
	mt / box	0,45	lbs / box	10,00		



MBM388GIC ICE BRUSHED 138



MBM388GSA SAND BRUSHED 138



MBM388GSK SKY BRUSHED 138




MBM388GWI WIND BRUSHED 138



MBM388GP PINK BRUSHED 145




MBM388GPC PINK COFFEE BRUSHED 145




MBM301G BRUSHED

115




MBM301S SATIN


122




MBM301GL MIX BRUSHED + GLOSSY 122



MBM301SL MIX SATIN + GLOSSY 125





MBM303G BRUSHED 31,5x31,5 105



MBM303S SANDED 31,5x31,5 118


IMBALLI . PACKAGING

	pcs / box	5
	m² / box	0,45
	kg / box	4,00
	lbs / box	9,00
	sheets / mq	11,00




MBM554G BRUSHED

91




MBM554LEV SANDED

101




MBM315G SUBWAY BRUSHED

106




MBM315LEV SUBWAY SANDED

118




MBM314G BRICK BRUSHED


98



MBM314S BRICK SATIN


105

	pcs / box	5	kg / box	4,00	sheets / mq	11,00
	mt / box	0,45	lbs / box	9,00		




MBM305G BRUSHED

110




MBM305S SATIN

121




MBM387G BRUSHED

115



MBM387S SATIN

121



MBM317G NAXOS BRUSHED

116



MBM317LEV NAXOS SANDED

117

MOSAIC SLIM 3 mm

SURFACES

MIX MARBLE & WOOD

MOSAIC 8 mm

GLITTER

LINERS

SPECIAL PIECES




30x30 cm
12"x12"



8 mm



Metal3order
MADE IN ITALY




MBM319G ITACA BRUSHED

92



MBM319LEV ITACA SANDED

104



MBM323G KEA BRUSHED

100



MBM323LEV KEA SANDED

106



MBM390G BRUSHED

108



MBM390LEV SANDED

120

MOSAIC SLIM 3 mm

SURFACES

MIX MARBLE & WOOD

MOSAIC 8 mm

GLITTER

LINERS

SPECIAL PIECES



30x30 cm
12"x12"




8 mm




MBM309G BASKETWEAVE BRUSHED

106




MBM309L BASKETWEAVE SANDED

108



MBM309G MINI BASKETWEAVE BRUSHED

108



MBM309L MINI BASKETWEAVE SANDED

110




MBM307GFLO FLOWER BRUSHED

115



MBM307GLFLO FLOWER BRUSHED + GLOSSY

118



MBM391G SAN FRANCISCO

93



MBM364G LOS ANGELES BRUSHED

97



MBM362G NEW YORK BRUSHED

99



MBM363G MIAMI BRUSHED

100

MOSAIC SLIM 3 mm

SURFACES

MIX MARBLE & WOOD


MOSAIC 8 mm

GLITTER

LINERS

SPECIAL PIECES

IMBALLI . PACKAGING

	pcs / box	5
	m² / box	0,45
	kg / box	4,00
	lbs / box	9,00
	sheets / mq	11,00



30x30 cm
12"x12"




8 mm




MBM361G SEATTLE BRUSHED


110



MBM361GL MIX BRUSHED + GLOSSY

117

	pcs / box	5	kg / box	4,00	sheets / mq	11,00
	mt / box	0,45	lbs / box	9,00		



MBM320G PAROS BRUSHED

104



MBM318G CRETA BRUSHED

92



MBM321G SAMOS BRUSHED

99



MBM321LEV SAMOS SANDED

102



MBM322G RODI BRUSHED

100



MBM322LEV RODI SANDED

106



30x30 cm
12"x12"



3-5
mm




ESA50G.3D.01


126


IMBALLI . PACKAGING



pcs / box	10
m ² / box	0,82
kg / box	7,00
lbs / box	15,50
sheets / mq	12,20



	pcs / box	5	kg / box	5,50	sheets / mq	11,00
	mt / box	0,45	lbs / box	12,00		



MBM331G ATENE BRUSHED

158



MBM333G CORINTO BRUSHED

144



MBM334G CORFÙ BRUSHED

124




MBM335G ZANTE BRUSHED

147




MBM336G TEBE BRUSHED

147




MINI STICK




 30x30 cm 8 mm
 12"x12"



MBM395G MINI STICK BRUSHED 121



MBM395GL MINI STICK BRUSHED + GLOSSY 139




MBM395B MINI STICK BRONZO BRUSHED 146



MBM395LS MINI STICK GLOSSY + SATIN 147

IMBALLI . PACKAGING

	pcs / box	5
	m² / box	0,45
	kg / box	6,00
	lbs / box	13,20
	sheets / mq	11,00



MOSAIC SLIM 3 mm

SURFACES

MIX MARBLE & WOOD


MOSAIC 8 mm



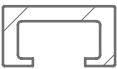
GLITTER

LINERS

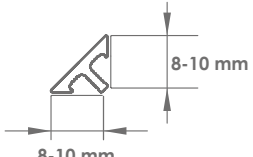
SPECIAL PIECES






DIMENSION	CODE	LENGTH	pcs / box	kg / box	lbs / box
 0,5x0,8 cm 1/5"x1/3"	01.0605	60 cm / 24" 18	10	0,90	2,00
	01.1005	100 cm / 40" 32	10	1,50	3,30
	01.2005	200 cm / 80" 68	10	3,00	6,60
 1,0x0,8 cm 3/8"x1/3"	01.0610	60 cm / 24" 19	8	0,70	1,50
	01.1010	100 cm / 40" 33	8	1,20	2,60
	01.2010	200 cm / 80" 70	8	2,40	5,30
 1,5x0,8 cm 3/5"x1/3"	01.0615	60 cm / 24" 25	6	0,80	1,70
	01.1015	100 cm / 40" 41	6	1,30	2,90
	01.2015	200 cm / 80" 87	6	2,50	5,50

PROFILI ANGOLARI GLITTER . GLITTER ANGULAR PROFILES


DIMENSION	CODE	LENGTH	pcs / box	kg / box	lbs / box
	ANG.GL.60	60 cm / 24" 25	6	0,70	1,50
	ANG.GL.100	100 cm / 40" 41	6	1,00	2,20
	ANG.200.GL	200 cm / 80" 87	6	2,00	4,40





MBM323 + COLORE GLITTER

131




MBM390 + COLORE GLITTER

136



MBM395 + COLORE GLITTER

146



MBM396 + COLORE GLITTER

153

COLORI DISPONIBILI . AVAILABLE COLORS

01 - SILVER



10 - SAND CHIARO



04 - RAME



07 - RED



03 - VIOLA




28 - SEAGREEN




21 - BRONZO






MBM320 + COLORE GLITTER

139



MBM301 + COLORE GLITTER


153



MBM307GLITTER + COLORE GLITTER

159

IMBALLI . PACKAGING

	pcs / box	5
	m ² / box	0,45
	kg / box	4,00
	lbs / box	9,00
	sheets / mq	11,00

22 - BRONCE + PAILETTES



08 - AZZURRO



19 - NAVY BLUE + PAILETTES



26 - BURNISHED



23 - COAL



24 - BLACK + PAILETTES



15 - HOLOGRAPHIC



FORMATI . SIZES



MBL3341 FASCIA MINI STICK GLITTER 1,2x30 cm - 1/2"x12"

20



MBL3342 FASCIA GLITTER 2,2x30 cm - 1"x12"

20




MBL3323 FASCIA GLITTER 2,8x30 cm - 1,1"x12"

22



MBL3325 FASCIA GLITTER 3,2x30 cm - 1,25"x12"

24



MBL3343 FASCIA SCACCHIERA GLITTER 3x30 cm - 1,2"x12"

28

COLORI DISPONIBILI . AVAILABLE COLORS





750 BEIGE CHIARO

1,5x100 cm / 3/5x40"



190 - ORO

1,5x100 cm / 3/5x40"



729 - ROSA

1,5x100 cm / 3/5x40"



710 - RAMATO

1,5x100 cm / 3/5x40"



715 - MARRONE

1,5x100 cm / 3/5x40"



732 - AZZURRO

1,5x100 cm / 3/5x40"




170 - ARGENTO

1,5x100 cm / 3/5x40"



716 - ANTRACITE

1,5x100 cm / 3/5x40"

DIMENSION	LENGTH	pcs / box	kg / box	lbs / box
 1,5x0,8 cm 3/5"x1/3"	100 cm / 40" 54	4	1,00	2,20



METALBRIGHT.liners



B.02 BRUSH ARGENTO

Formato . Size 0,8 / 1,0 / 1,5



B.03 BRUSH BRONZO

Formato . Size 1,0 / 1,5



B.07 BRUSH TITANIUM

Formato . Size 0,8 / 1,0 / 1,5



B.05 BRUSH ORO

Formato . Size 1,0 / 1,5



B.04 BRUSH E21

Formato . Size 1,0 / 1,5



B.09 BRUSH COPPER

Formato . Size 1,0 / 1,5



B.08 BRUSH MOKA

Formato . Size 0,8 / 1,0 / 1,5



B.06 BRUSH FUMÈ

Formato . Size 0,8 / 1,0 / 1,5






B.10 BRUSH SMOKE

Formato . Size 0,8 / 1,0 / 1,5



B.11 BRUSH BLACK

Formato . Size 1,0 / 1,5

DIMENSION		60 cm / 24"	100 cm / 40"	200 cm / 80"	pcs / box
	0,8x0,8 cm / 1/3"x1/3" Colori / Only colors 02 - 07 - 08 - 06 - 10	17	27	58	12
	1,0x1,0 cm / 3/8"x3/8" 2 Sides Brushed	19	30	62	8
	1,5x0,8 cm / 3/5"x1/3" Finish on 1 side	17	27	58	6
kg / box		0,80	1,40	2,80	
lbs / box		3,00	1,80	6,00	


STREET 10 AV.CHAMPS ELYSÉES

 2x60 cm - 4/5"x24" **23** 2x100 cm - 4/5"x40" **38**

STREET 20 5TH AV.

 2x60 cm - 4/5"x24" **24** 2x100 cm - 4/5"x40" **39**

STREET 30 ABBEY ROAD

 2x60 cm - 4/5"x24" **24** 2x100 cm - 4/5"x40" **39**

STREET 40 ROAD DAKAR

 2x60 cm - 4/5"x24" **27** 2x100 cm - 4/5"x40" **44**

STREET 50 LOMBARD STREET

 2x60 cm - 4/5"x24" **46** 2x100 cm - 4/5"x40" **72**

STREET 60 RODEO DRIVE

 2x60 cm - 4/5"x24" **46** 2x100 cm - 4/5"x40" **72**
ABBINAMENTI COLORI / COLOR COMBINATIONS


		EXTER / INDOOR
STREET 10	Av.Champs Elysées	L.02 - B.01
STREET 20	5th Av.	S.02 - L.02
STREET 30	Abbey Road	L.02 - S.02
STREET 40	Road Dakar	L.03 - S.03
STREET 50	Lombard Street	RED - L.02
STREET 60	Rodeo Drive	L.02 - RED

LENGTH	pcs / box	kg / box	lbs / box
60 cm / 24"	6	1,20	2,60
100 cm / 40"	6	2,00	4,40

HI-TECH.collection



B.01 BRUSH NEUTRO








L.01 LEVIGATO/SANDED




DIMENSION	B.01 BRUSH			L.01 LEVIGATO			S.02 ARGENTO SATINATO			L.02 ARGENTO LUCIDO		
	60 cm 24"	100 cm 40"	200 cm 80"	60 cm 24"	100 cm 40"	200 cm 80"	60 cm 24"	100 cm 40"	200 cm 80"	60 cm 24"	100 cm 40"	200 cm 80"
 <p>0,3x1,0 cm 1/10"x3/8"</p> <p>1,0 cm 3/8"</p> <p>0,3 cm / 1/10"</p> <p>pcs/box 18</p>							6	10	26	10	17	39
 <p>0,5x1,0 cm 1/5"x3/8"</p> <p>1,0 cm 3/8"</p> <p>0,5 cm / 1/5"</p> <p>pcs/box 10</p>	6	10	26				6	10	26	10	17	39
 <p>0,8x0,8 cm 1/3"x1/3"</p> <p>0,8 cm 1/3"</p> <p>0,8 cm / 1/3"</p> <p>pcs/box 12</p>	9	14	34				10	15	36	14	22	48
 <p>1,0x0,8 cm 3/8"x1/3"</p> <p>0,8 cm 1/3"</p> <p>1,0 cm / 3/8"</p> <p>pcs/box 8</p>	9	14	34	10	15	36	10	15	36	14	22	48
 <p>1,0x1,0 cm 3/8"x3/8"</p> <p>1,0 cm 3/8"</p> <p>1,0 cm / 3/8"</p> <p>pcs/box 8</p>	9	14	34	10	15	36	10	15	36	14	22	48
 <p>1,0x1,0 cm PIENO 3/8"x3/8"</p> <p>1,0 cm 3/8"</p> <p>1,0 cm / 3/8"</p> <p>pcs/box 5</p>	10	23	50				11	24	51	19	28	63

S.02 ARGENTO SATINATO / SILVER SATIN

L.02 ARGENTO LUCIDO / SILVER GLOSSY

DIMENSION	B.01 BRUSH			L.01 LEVIGATO			S.02 ARGENTO SATINATO			L.02 ARGENTO LUCIDO		
	60 cm 24"	100 cm 40"	200 cm 80"	60 cm 24"	100 cm 40"	200 cm 80"	60 cm 24"	100 cm 40"	200 cm 80"	60 cm 24"	100 cm 40"	200 cm 80"
 <p>1,5x0,8 cm 3/5"x1/3"</p> <p>0,8 cm 1/3"</p> <p>1,5 cm / 3/5"</p> <p>pcs/box 6</p>	9	14	34	10	15	36	10	15	36	14	22	48
 <p>2,3x0,8 cm 9/10"x1/3"</p> <p>0,8 cm 1/3"</p> <p>2,3 cm / 9/10"</p> <p>pcs/box 15</p>	15	28	59	17	31	64						
 <p>3,0x0,8 cm 1 1/5"x1/3"</p> <p>0,8 cm 1/3"</p> <p>3,0 cm / 1 1/5"</p> <p>pcs/box 15</p>	15	28	59	17	31	64						
 <p>5,0x0,8 cm 2"x1/3"</p> <p>0,8 cm 1/3"</p> <p>5,0 cm / 2"</p> <p>pcs/box 15</p>	22	37	79	24	39	82						
 <p>Omega 13 1,3x0,8 cm 1/2"x1/3"</p> <p>0,8 cm 1/3"</p> <p>1,3 cm / 1/2"</p> <p>pcs/box 6</p>							9	15	36	14	22	48
 <p>Omega 06 1x0,65 cm 3/8"x1/4"</p> <p>1,0 cm 3/8"</p> <p>0,65 cm / 1/4"</p> <p>pcs/box 8</p>							9	15	36	14	22	48

HI-TECH.colors

HI-TECH.colors LUCIDI/GLOSSY	 1,0x1,0 / 3/8"x3/8"		 1,5x0,8 / 3/5"x1/3"		 1x0,65 / 3/8"x1/4"	
	100 cm 60"	200 cm 80"	100 cm 60"	200 cm 80"	100 cm 60"	200 cm 80"
	L.03 BRONZO	26	58	26	58	26
L.05 ORO	26	58			26	58
L.04 E21	26	58			26	58
L.06 FUMÈ	26	58			26	58
L.08 MOKA	29	64				
L.11 NERO	29	64				
L.07 TITANIO	29	64				
L.09 COPPER	32	70				

HI-TECH.colors SATINATI/MAT

S.03 BRONZO	22	50	22	50	22	50	
S.05 ORO	22	50			22	50	
S.04 E21	22	50			22	50	
S.06 FUMÈ	22	50			22	50	
S.08 MOKA	25	56					
S.11 NERO	25	56					
S.07 TITANIO	25	56					
S.09 COPPER	29	64					
	pcs / Box	8	8	6	6	8	8
	kg / Box	1,4	2,8	1,2	2,0	1,5	3
	lbs / Box	3,0	6,2	2,2	4,4	3,2	6,6

PROFILI OTTONE e ACCIAIO INOX



CARATTERISTICHE TECNICHE . TECHNICAL FEATURES

- Ottone UNI EN 1267 Lucido e Brushed
- Idoneo per posa a Pavimento
Ideal for floor installation

DIMENSION	100 cm / 40"	pcs / box	kg / box	lbs / box
	46	6	2,00	4,40
	46	6	2,00	4,40













CARATTERISTICHE TECNICHE . TECHNICAL FEATURES

- Acciaio Inox 316 Lucido
- Idoneo per posa a Pavimento
Ideal for floor installation

DIMENSION	100 cm / 40"	pcs / box	kg / box	lbs / box
	25	8	1,00	2,20
	25	8	1,00	2,20

PROFILI per ANGOLI 1x1



FINITURA SU 2 LATI / 2 SIDES BRUSHED	60 cm 24"	100 cm 60"	200 cm 80"	Tappi/Caps 1x1 cm 3/8"x3/8"	
 B.01 - BRUSH NEUTRO	11	18	40	12	
 B.02 - BRUSH + ARGENTO	19	30	62	16	
 B.03 - BRUSH BRONZO	19	30	62	16	
 B.07 BRUSH TITANUM	19	30	62	16	
 B.05 - BRUSH ORO	19	30	62	16	
 B.04 - BRUSH E21	19	30	62	16	
 B.08 - BRUSH MOKA	19	30	62	16	
 B.06 - BRUSH FUMÈ	19	30	62	16	
 B.11 - BRUSH BLACK	19	30	62	16	
 B.09 - BRUSH COPPER	19	30	62	22	
 S.02 - ARGENTO SATINATO	11	18	40	14	
 L.02 - ARGENTO LUCIDO	15	25	54	16	
	pcs / box	8	8	8	2
	kg / box	0,8	1,4	2,8	-
	lbs / box	1,7	3,0	6,0	-

QUARTER ROUND



S.02 ARGENTO SATINATO

S.03 BRONZO SATINATO

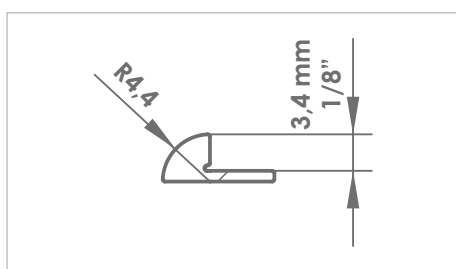
L.02 ARGENTO LUCIDO








L.03 BRONZO LUCIDO

DIMENSION	S.02 ARGENTO SATINATO			S.03 BRONZO SATINATO			L.02 ARGENTO LUCIDO			L.03 BRONZO LUCIDO		
	60 cm 24"	100 cm 40"	200 cm 80"	60 cm 24"	100 cm 40"	200 cm 80"	60 cm 24"	100 cm 40"	200 cm 80"	60 cm 24"	100 cm 40"	200 cm 80"
	10	17	36	12	21	44	14	23	49	16	26	56
pcs / box	6	6	6	6	6	6	6	6	6	6	6	6
kg / box	0,7	1,0	2,0	0,7	1,0	2,0	0,7	1,0	2,0	0,7	1,0	2,0
lbs / box	1,5	2,2	4,4	1,5	2,2	4,4	1,5	2,2	4,4	1,5	2,2	4,4


TAPPO DI CHIUSURA CLOSURE CAP	14	pcs / box	2
----------------------------------	----	-----------	---

QUARTER ROUND SLIM 3mm

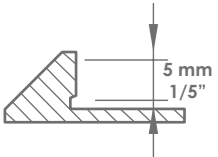


	100 cm 60"	200 cm 80"
 S.02 ARGENTO SATINATO	14	30
 L.02 ARGENTO LUCIDO	23	50
 L.03 BRONZO LUCIDO	26	58
 L.07 TITANIO	26	58
 L.09 COPPER	31	66
 L.08 MOKA	26	58
 L.06 FUMÈ	26	58
pcs / Box	12	12

PROFILI per ANGOLI SLIM 5mm



 S.02 ARGENTO SATINATO
 S.03 BRONZO SATINATO
 L.02 ARGENTO LUCIDO

DIMENSION	S.02 - ARGENTO SATINATO		S.03 - BRONZO SATINATO		L.02 - ARGENTO LUCIDO	
	100 cm / 40"	200 cm / 80"	100 cm / 40"	200 cm / 80"	100 cm / 40"	200 cm / 80"
	14	30	21	44	24	49
pcs / box	8	8	8	8	8	8
kg / box	1,00	2,00	1,00	2,00	1,00	2,00
lbs / box	2,20	4,40	2,20	4,40	2,20	4,40



S.02 ARGENTO SATINATO

S.03 BRONZO SATINATO

B.01 BRUSH NEUTRO

DIMENSION	S.02 - ARGENTO SATINATO			S.03 - BRONZO SATINATO			B.01 - BRUSH NEUTRO		
	60 cm 24"	100 cm 40"	200 cm 80"	60 cm 24"	100 cm 40"	200 cm 80"	60 cm 24"	100 cm 40"	200 cm 80"
	20	32	68	24	38	80	20	32	68
pcs / box	6	6	6	6	6	6	6	6	6
kg / box	2,00	3,00	6,00	2,00	3,00	6,00	2,00	3,00	6,00
lbs / box	4,40	6,60	13,20	4,40	6,60	13,20	4,40	6,60	13,20

TERMINALE ANGOLO 90°	14	pcs / box	2
-----------------------------	----	------------------	---

MOSAIC SLIM 3 mm

SURFACES

MIX MARBLE & WOOD

MOSAIC 8 mm

GLITTER

LINERS

SPECIAL PIECES

METAL JEWEL.collection



8 mm



MBL3301G DIAMOND **2,2x33,4 / 1"x13"**

18



MBL3302GL CORAL **2,2x33,4 / 1"x13"**

24



MBL3309SL RUBY **3,4x33 / 13/8"x13"**

36



MBL3310GL EMERALD **3,4x33 / 13/8"x13"**

34



MBL3306SL AMBER **3,4x33 / 13/8"x13"**

36



MBL3307GL JADE **3,4x33 / 13/8"x13"**

36



MBL3308GL CRYSTAL **3,4x33 / 13/8"x13"**

34



MBL3315GL BERYL **3,4x33 / 13/8"x13"**

33



MBL3316GL SILVER **3,4x33 / 13/8"x13"**

34



SISTEMI DI POSA

INSTALLATION SYSTEMS

Indicazioni tecniche per la posa in opera di profili in alluminio, mosaici in alluminio, piastrelle in alluminio, decori in metallo per arredamento.

Le colle indicate sono quelle poliuretaniche o epossidiche. In caso di utilizzo di colle cementizie che tendono a creare un "ambiente basico" è **NECESSARIO** limitare il più possibile il contatto con la parte che rimarrà in vista e durante la posa pulire **PRONTAMENTE** con acqua e spugna morbida l'eccesso di colla che va sulla parte in vista.

Anche durante la stuccatura **PRESTARE ATTENZIONE** agli eccessi di fugante. E' fondamentale che la pulizia dei residui di stuccatura venga eliminata **IMMEDIATAMENTE**, prima che i prodotti usati inizino a far presa.

Questo per evitare che la rimozione di eventuali residui non creino un danno estetico al materiale. Non utilizzare prodotti abrasivi, acidi e/o basici, ma solo panni e spugne morbide pulite da residui cementizi. Non attendere che il fugante si indurisca/secca.

MANUTENZIONE E PULIZIA

Si consiglia di usare un panno morbido inumidito con acqua e sapone, alcool o detersivi neutri per la casa (non acidi o basici). Non utilizzare in nessun caso prodotti abrasivi, acidi e/o basici.

The indicated glues are polyurethane or epoxy glues.

When using cement glues that tend to create a "basic environment", it is **NECESSARY** to limit as much as possible the contact with the part that will remain uncovered during the installation. **PROMPTLY** clean the excessive glue on the uncovered part using water and a soft sponge.

PAY ATTENTION to the excessive grout during the grouting operation. It is essential to **IMMEDIATELY** remove the grouting residues before the products start to set. This is to avoid a later removal that could damage the material aesthetics.

Do not use abrasive, acid and/or basic products, but only clean and soft cloths and sponges with no cement residue. Do not wait for the grout to become hard/dry. For further technical information refer to the technical sheets provided by the manufacturers of adhesives and glues. We recommend using always high-quality products.

MAINTENANCE AND CLEANING

We recommend using a soft cloth soaked in soapy water, alcohol or household neutral detergents (not acid or basic). Never use abrasive, acid and/or basic products.

MATERIALI PER POSA E STUCCATURA

MATERIALS FOR INSTALLATION AND GROUTING

Per quanto riguarda la posa a pavimento, raccomandiamo l'utilizzo di un collante a conducibilità che permetta la conduzione elettrostatica e l'isolamento del pavimento. In caso di riscaldamento a pavimento e/o irraggiamento diretto del sole, consigliamo di lasciare per la dilatazione una "fuga" sul perimetro dell'ambiente di 5 - 10 mm a seconda dell'estensione della superficie.

TRA I COLLANTI CHE SI REPERISCONO ABITUALMENTE CONSIGLIAMO:

KERALASTIC: adesivo poliuretano a due componenti, resistente allo scivolamento, ad alte prestazioni.

GRANIRAPID: sistema adesivo a due componenti a presa e idratazione rapida.

PER LA STUCCATURA DELLE FUGHE SI CONSIGLIA:

KERAPOXY: malta epossidica antiacida a due componenti .

ULTRACOLOR PLUS: malta ad alte prestazioni, antiefflorescente, per la stuccatura di fughe da 2 a 20 mm, a presa ed asciugamento rapido, idrorepellente con DropEffect e antimuffa.

In tutti i casi si consiglia di leggere attentamente le istruzioni di posa fornite dal produttore del collante

As far as the floor installation is concerned, we recommend using a conductive adhesive that allows electrostatic induction and floor insulation. In case of floor heating and/or sun direct radiation, we recommend leaving a 5-10 mm "joint" on the room perimeter according to its dimensions.

AMONG THE ADHESIVES COMMONLY AVAILABLE ON THE MARKET WE RECOMMEND USING:

KERALASTIC: high performance two-component polyurethane adhesive, slip-resistant.

GRANIRAPID: high performance two-component fast setting and hydrating adhesive system.

FOR THE JOINT GROUTING WE RECOMMEND USING:

KERAPOXY: two-component acid-resistant epoxy mortar.

ULTRACOLOR PLUS: high performance grout with fast setting and drying, anti-efflorescence properties, mildew-resistant, water-repellent, with Drop Effect technology to grout 2 to 20 mm joints.

In all cases we recommend to thoroughly read the installation instructions provided by the manufacturer of the adhesive.

CARATTERISTICHE TECNICHE

TECHNICAL SPECIFICATIONS

L'alluminio è un metallo tenero, leggero ma resistente, con un aspetto grigio argenteo; il processo di anodizzazione delle leghe ne previene la corrosione all'esposizione degli agenti atmosferici. L'alluminio pesa circa un terzo dell'acciaio o del rame; è malleabile, duttile e può essere lavorato facilmente; ha una eccellente resistenza alla corrosione e durata. Inoltre non è magnetico, non fa scintille, ed è il secondo metallo per malleabilità e sesto per duttilità.

Le Leghe di Alluminio da noi utilizzate:

5XXX Leghe Al-Mg

6XXX Leghe Al-Mg-Si

Leghe della serie 5000 nome commerciale Peraluman usata per la produzione delle piastre quadrate dei nostri pavimenti in alluminio nei vari formati, nelle finiture graffiata e levigata.

Il principale elemento di lega è il Magnesio, che conferisce doti particolari di resistenza alla corrosione, oltre a buona resistenza a caldo ed ottime doti di duttilità e lavorabilità. In genere non richiede trattamento termico di invecchiamento e presenta buona saldabilità per fusione.

Leghe della Serie 6000 nome commerciale Anticorodal usata per la produzione dei mosaici, delle barre e dei listelli nelle finiture satinata, levigata, graffiata. I principali elementi della lega sono Silicio e Magnesio, presentano buona lavorabilità e saldabilità e sono idonee alla realizzazione di applicazioni architettoniche per interni.

La resistenza alla corrosione è altrettanto variabile da lega a lega. Per le leghe della serie 5000 e 6000, che nella denominazione commerciale italiana vanno sotto il nome di PERALUMAN ed ANTICORDAL questa caratteristica è classificata ai massimi livelli.

Il nostro obiettivo è quello di rendere l'alluminio materia per applicazioni architettoniche ad uso interno; i molteplici utilizzi sia dei nostri mosaici che delle nostre finiture costituiscono un elemento decorativo elegante ed attuale verso le esigenze del mercato.

CONDIZIONI GENERALI DI FORNITURA

GENERAL SUPPLY CONDITIONS

I prezzi (cod.prezzi) si intendono al netto di iva e franco fabbrica (nostra sede).

Il listino ha validità fino al 31.12.2019. Se si dovesse modificare il listino prima della scadenza naturale verrà fatto con un preavviso di almeno 30 giorni.

I prezzi indicati si intendono sempre per scatole intere.

Eventuali costi di trasporto verranno addebitati al costo.
Il materiale viaggia a rischio e pericolo del committente.

I prodotti devono essere controllati prima della posa ed eventuali difetti di forma e/o qualità devono essere segnalati entro 8 giorni dal ricevimento della merce ed in ogni caso prima della posa. **Non si accettano contestazioni a materiale posato.**

Per qualsiasi controversia e/o contestazione sarà competente il foro di Modena.

Aluminum is a lightweight but resistant metal, with a gray / silverish look. The anodizing process of the alloys prevents corrosion when exposed to atmospheric agents. Aluminum weighs roughly a third of steel or copper, is malleable and therefore easy to work. It has an excellent resistance against corrosion and a long life span. It doesn't magnetize, doesn't spark and is the second metal as to malleability and sixth for ductility.

The aluminium alloys used are:

5XXX Al-Mg alloy

6XXX Al-Mg-Si alloy

the 5000 Series alloys, trade brand "Peraluman" is employed for the fabrication of our square format aluminum tile production in the various sizes, with brushed and smooth finish.

The principal element of the alloy is Magnesium bestowing a particular resistance against corrosion along with a good heat resistance and excellent working ductility. Generally speaking it doesn't require thermal aging treatment and has a good welding fusion.

The 6000 Series alloys, trade brand "Anticorodal" is employed for the production of mosaics, bars and the listellos for the satin, smooth and brushed finishes. The principal elements of the alloys are Silicon and Magnesium bestowing easy workmanship and welding properties and are suitable for internal architectural applications.

The corrosion resistance is variable from alloy to alloy. The Italian classification of the above two trade brands is of the maximum level.

Our aim is to permit the use of aluminum for non conventional internal architectural applications. The manifold uses of our mosaics, in their various finishes, offer an elegant, decorative and trendy element for today's market requests.

The prices (price code) are VAT excluded and ex-works (our headquarters).

The price list shall be considered valid up to 31.12.2019. For any modification of the price list before that date the company provides at least a 30-day notice.

The prices are always intended for full boxes.

Any transportation cost will be added to the product price. **The Customer is responsible for the material transportation.**

All products shall be checked before their installation and any shape and/or quality fault must be communicated within 8 days from the good reception and anyway before their installation. **No claims will be accepted after the products have been installed.**

Any dispute and/or claim will be submitted to the Court of Modena.

Tutte le immagini e le ambientazioni sono puramente dimostrative. I toni possono subire variazioni essendo tutti prodotti artigianali.
All images and settings are purely demonstrative. The tones can undergo variations being all handmade products.



Produced by METALCREA S.r.l.

Via S.Vito, 503 - 41057
Spilamberto(MO) ITALY
tel. +39 059 573042
P. IVA 02637611209

info@metalborder.com
www.metalborder.com